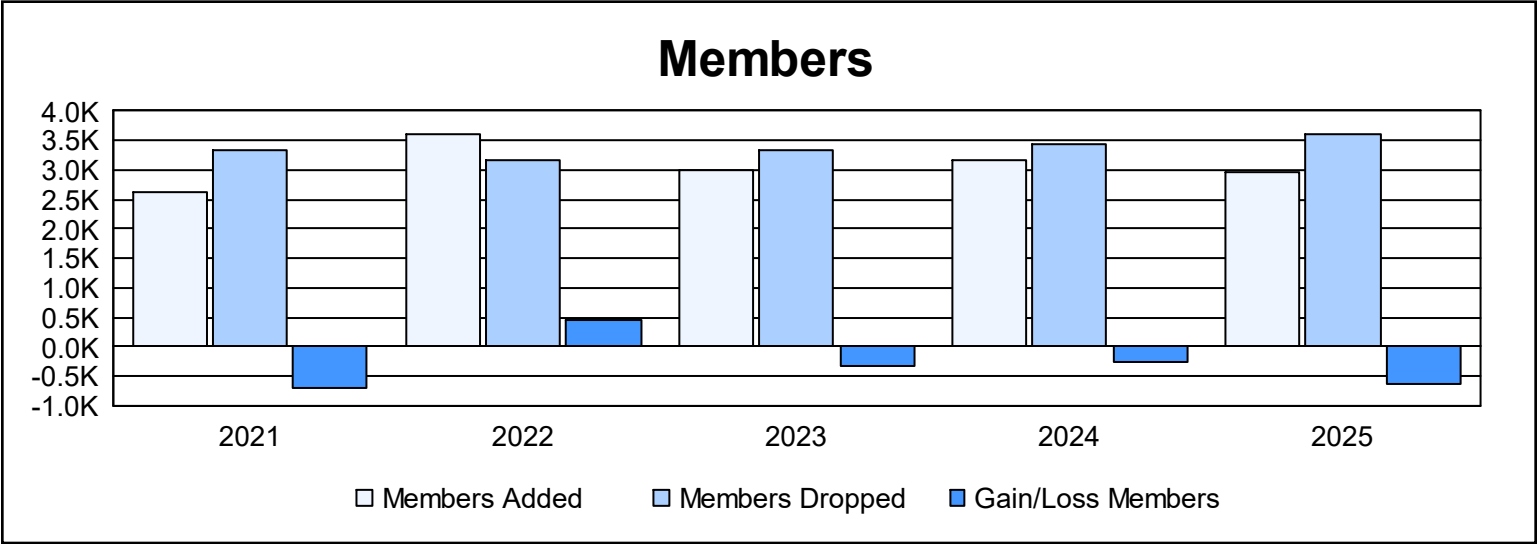
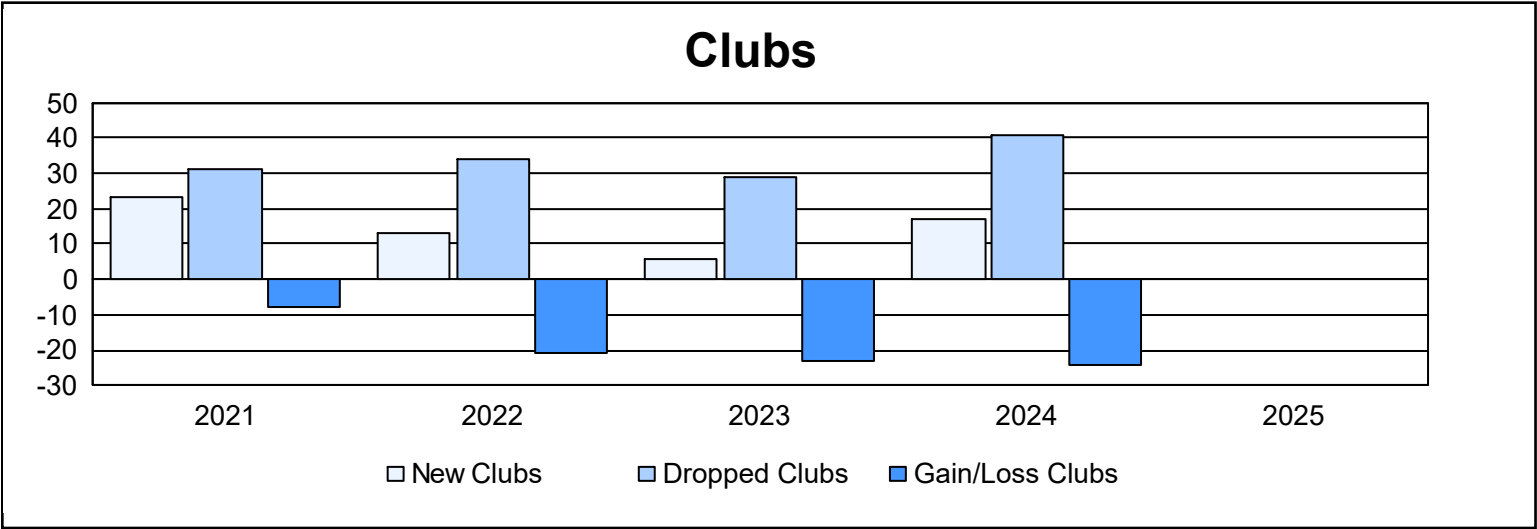
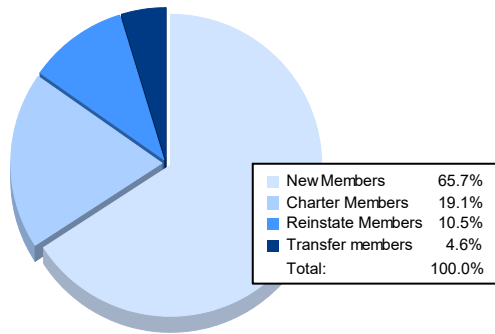


Year	New Clubs	Dropped Clubs	Gain/ Loss Clubs	New Members	Charter Members	Reinstate Members	Transfer Members	Total Member Added	Total Members Dropped	Gain/ Loss Members
2020-2021	23	31	-8	1,597	808	136	94	2,635	3,344	-709
2021-2022	13	34	-21	2,765	486	220	149	3,620	3,180	440
2022-2023	6	29	-23	2,213	359	263	154	2,989	3,332	-343
2023-2024	17	41	-24	2,281	503	261	118	3,163	3,427	-264
2024-2025				1,957	570	314	137	2,978	3,621	-643
Average	15	34	-19	2,163	545	239	130	3,077	3,381	-304



Membership Composition June 2025 Cumulative



Gender Composition June 2025 Cumulative

